

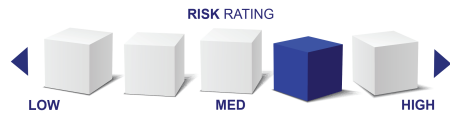
Interactive Global Moderately Aggressive USD

Model Portfolio Factsheet As of 2025/01/31



Portfolio Information

Inception Date	2013/12/31
Base Currency	US Dollar
Client Need	High Growth & Low Income
Risk Profile	Moderately Aggressive
Benchmark	EAA Fund USD Aggressive Allocation
Investment Period	5 years or longer
Platform	Momentum or Allan Gray



Risk Profile

This portfolio is suitable for investors who seek long-term capital growth. These investors have an investment time horizon of more than five years and are comfortable with medium to high levels of market volatility and the potential of capital loss over the short to medium term. This portfolio has a high allocation to growth assets and should therefore be seen as a moderately high-risk strategy.

Investment Objective

The model portfolio is suitable for an investor with discretionary funds. The investment objective is to provide a high level of capital growth over the long term by having exposure to a diverse range of global equities over a full market cycle. Investors in this portfolio are prepared to tolerate high fluctuations in the value of their investment over the short and medium term. The portfolio maintains a moderately high allocation towards equities (minimum of 60%). Investors in this portfolio have an investment horizon of 5 years or longer.

Manager Strategy

The portfolio is managed according to a long-term strategic asset allocation policy and blends active and passive strategies to increase diversification. Strategic asset allocations are rebalanced quarterly. The portfolio allocates funds with multiple strategies (quality, conviction, and market-weighted index funds). Underlying funds have a diverse range of correlations with the aim of improving risk-adjusted returns over a long-term horizon.

Annual Investment Management Fees - (Incl VAT)

Annual Report Net Expense Ratio	0,67
Discretionary Management Fee	0,35

Charges relating to the underlying portfolios are included in the TER and TIC, and these are payable within the underlying portfolios NAV. **Underlying Funds TER:** The weighted-average of the Total Expense Ratios (TER) of the underlying portfolios. Each fund's TER represents the fund's charges, levies and fees. A higher fund's TER does not necessarily imply a poor return, nor does a low TER imply a good return. The current TER should not be regarded as an indication of future TERs. **Underlying Funds TIC:** The weighted average of the Total Investment Charge of the underlying portfolios. TIC represents the fund's TER plus brokerage, securities transfer taxes and STRATE levies.

Performance (Net of Investment Fees)

	YTD	1 Year	3 Years	5 Years	Since Inception
Interactive Global Moderately Aggressive USD	3,50	12,92	5,28	7,61	7,45
EAA Fund USD Aggressive Allocation	2,92	13,33	4,41	6,01	4,77

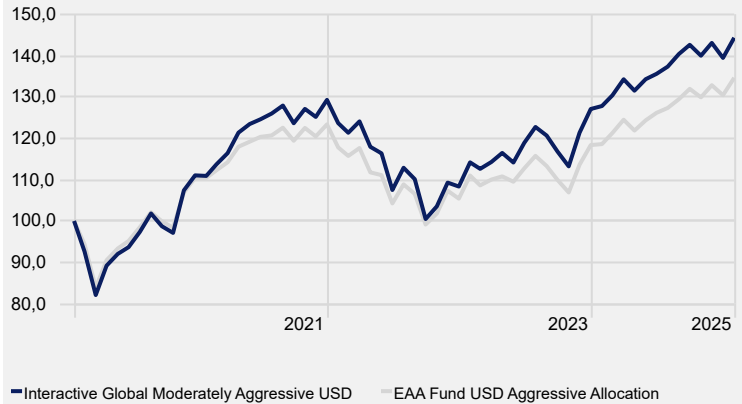
Monthly Returns (Net of Investment Fees)

	Jan	Feb	Mar	Apr	May	Jun	Jul	Aug	Sep	Oct	Nov	Dec	Year
2025	3,50												3,50
2024	0,56	2,03	2,97	-2,05	2,11	0,96	1,29	2,23	1,58	-1,84	2,21	-2,53	9,72
2023	5,39	-1,37	1,47	1,92	-1,99	4,16	3,23	-1,69	-3,07	7,19	4,72	17,31	
2022	-4,34	-1,89	2,26	-4,95	-1,34	-7,62	5,01	-2,44	-8,76	3,05	5,55	-0,87	-16,20
2021	-0,12	2,51	2,39	4,26	1,71	0,94	1,12	1,53	-3,35	2,81	-1,52	3,29	16,43
2020	-0,11	-7,38	-11,36	8,65	3,19	1,79	3,91	4,58	-3,02	-1,64	10,60	3,37	10,90

Disclaimer

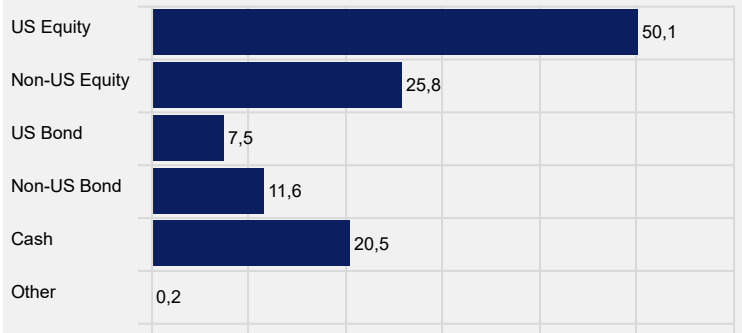
Interactive Portfolios (Pty) Ltd is a licensed financial services provider. The information contained in this document has been recorded and arrived at by Interactive Portfolios (Pty) Ltd (FSP) Licence No. 44371, in good faith and from sources believed to be reliable, but no representation or warranty, expressed or implied, is made as to the accuracy, completeness or correctness. Past performance is not necessarily a guide to future performance. Performance figures are calculated using net returns (after-fee) of funds but are quoted gross of wrap fund fee. Changes in currency rates of exchange may cause the value of your investments to fluctuate. The value of investments and income from them may therefore go down as well as up, and are not guaranteed. The information is provided for information purposes only and should not be construed as the rendering of investment advice to clients. Interactive Portfolios (Pty) Ltd and its shareholders, subsidiaries, agents, officers and employees accordingly accept no liability whatsoever for any direct, indirect or consequential loss arising from the use or reliance, in any manner, on the information provided in this document. The weighted average cost of underlying funds Total Expense Ratio (TER) is calculated using the latest available TER of the underlying funds and their static weightings. This will vary as the actual weightings of the underlying funds fluctuate. The fluctuation of actual weightings of the underlying funds means the weighted average transaction costs (TC) will vary. The performance information is based on the back-tested performance of hypothetical investments over the time periods indicated. "Back-testing" is the process of objectively simulating historical investment returns by applying a set of rules for buying and selling securities, and other assets, backward in time, testing those rules, and hypothetically investing in the securities and other assets that are chosen. Back-testing is designed to allow investors to understand and evaluate certain strategies by seeing how they would have performed hypothetically during certain time periods. While back-testing results reflect rigorous application of the investment strategy selected, back-tested results have certain limitations and should not be considered indicative of future results. The results achieved in our simulations do not guarantee future investment results. For more information on the back testing methodology contact info@interactiveportfolios.co.za. Intermediary and LISP fees and/or stockbroker fees are client-dependent and therefore not reflected. The wrap fund (model portfolio) is made up of registered Collective Investment Schemes. Wrap fund fees are not included in the back-testing results. The Minimum Disclosure Document of the underlying funds can be obtained from the respective managers. Interactive Portfolios (Pty) Ltd FSP 44371

Investment Growth (Net of Investment Fees)

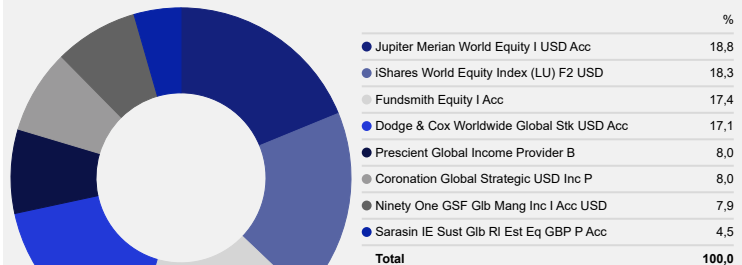


Investment growth is net of total investment costs (TIC), but gross of LISP Fee and Advice Fee. The Solution launch date is 3rd May 2022, and any performance prior to this is modelled using actual historical returns of the underlying portfolios as at inception and rebalanced quarterly for illustration purposes. For more information back-testing methodology, please contact info@interactiveportfolios.co.za

Asset Allocation



Portfolio Holdings



Risk Statistics (5 Years)

	Portfolio	Benchmark
Std Dev	14,04	12,46
Max Drawdown	-22,28	-19,95
Sharpe Ratio	0,41	0,32

Interactive Global Moderately Aggressive USD



Model Portfolio Factsheet As of 2025/01/31

Underlying Fund Manager Holdings

Portfolio Date: 2025/01/31

	Sector	Portfolio Weighting %
Microsoft Corp	Technology	3,30
Meta Platforms Inc Class A	Communication Services	2,16
Apple Inc	Technology	1,99
Novo Nordisk AS Class B	Healthcare	1,80
NVIDIA Corp	Technology	1,78
iShares \$ Floating Rate Bd ETF USD Acc	—	1,52
iShares \$ Ultrashort Bond ETF USD Acc	—	1,52
Future on S&P500	—	1,33
South Africa (Republic of) 5.875%	—	1,31
Amazon.com Inc	Consumer Cyclical	1,26
Alphabet Inc Class A	Communication Services	1,25
L'Oreal SA	Consumer Defensive	1,06
Alphabet Inc Class C	Communication Services	0,98
Stryker Corp	Healthcare	0,97
Visa Inc Class A	Financial Services	0,93

Underlying Managers Approach

	*Dodge & Cox Global Stock	*Fundsmith Equity	*iShares World Equity Index	*Jupiter Merian World Equity
Investment Strategy & Role Within Portfolio	<ul style="list-style-type: none"> A value-oriented investment approach aimed at capital appreciation. Aims for long-term growth by investing in a diversified portfolio of undervalued global stocks. Focuses on companies with strong fundamentals and attractive valuations to deliver superior long-term returns while effectively managing risk. 	<ul style="list-style-type: none"> Quality stock selection process. Provides long-term growth through investment in companies with wide economic moats, low leverage, high growth, reinvestment of cashflow, resilient to change, technological advancements, as well as buying companies at attractive valuations. Aims to outperform the MSCI World Index. Follows a buy-and-hold strategy to ensure low portfolio turnover and minimize costs. 	<ul style="list-style-type: none"> Provides diversified exposure to global equities by tracking the performance of a broad-based world equity index (MSCI World Index). Enhances the equity building block with a cost-effective, passive investment approach. Invests in a wide range of large and mid-cap stocks across developed markets. Seeks to deliver long-term capital growth through broad market exposure with low costs 	<ul style="list-style-type: none"> High-conviction investments across diverse sectors and regions. Seeks long-term capital growth by investing in a globally diversified portfolio (targets companies with strong growth potential and sustainable competitive advantages). Utilizes an active management approach to identify and invest in high-quality companies. The fund aims to deliver a return, net of fees, greater than that of the MSCI World Index with net dividends re-invested over rolling 3 year periods.

	*Sarasin Gbl Real Estate Equity	*Ninety One Global MA Income	*Prescient Global Income	*Coronation Global Income
Investment Strategy & Role Within Portfolio	<ul style="list-style-type: none"> Provides diversified exposure to global real estate equities with a strong emphasis on sustainability. Enhances the overall portfolio by adding a real estate component that offers potential for both income and capital appreciation. Complements other asset classes & funds by providing unique investments in sustainable real estate sectors. Aims to achieve long-term capital growth and sustainable income. Invests in a global portfolio of real estate companies with strong environmental, social, and governance (ESG) practices. 	<ul style="list-style-type: none"> Offers a balanced approach by combining global fixed income and equities. Enhances the fixed income building block with diversified, multi-asset exposure aimed at income generation and capital growth. Seeks to provide long-term income and capital growth. Invests in a mix of global bonds, equities, and other asset classes to balance risk and return. Focuses on high-quality fixed-income assets with the potential for sustainable income. 	<ul style="list-style-type: none"> Serves as a key component for income generation within a model portfolio. Provides stability and regular income through a diversified portfolio of fixed-income securities. Aims to deliver a high level of income while preserving capital. Invests in a global portfolio of high-quality bonds and other fixed-income instruments. Focuses on maintaining liquidity and managing risk to ensure a steady income flow. 	<ul style="list-style-type: none"> Provides diversified exposure to global fixed-income securities. Enhances the fixed income building block by actively managing a mix of bonds and other fixed-income instruments across different regions and sectors. Aims to achieve long-term income and capital growth through a diversified global portfolio.

Disclaimer

Interactive Portfolios (Pty) Ltd is a licensed financial services provider. The information contained in this document has been recorded and arrived at by Interactive Portfolios (Pty) Ltd (FSP) Licence No. 44371, in good faith and from sources believed to be reliable, but no representation or warranty, expressed or implied, is made as to the accuracy, completeness or correctness. Past performance is not necessarily a guide to future performance. Performance figures are calculated using net returns (after-fee) of funds but are quoted gross of wrap fund fee. Changes in currency rates of exchange may cause the value of your investments to fluctuate. The value of investments and income from them may therefore go down as well as up, and are not guaranteed. The information is provided for information purposes only and should not be construed as the rendering of investment advice to clients. Interactive Portfolios (Pty) Ltd and its shareholders, subsidiaries, agents, officers and employees accordingly accept no liability whatsoever for any direct, indirect or consequential loss arising from the use or reliance, in any manner, on the information provided in this document. The weighted average cost of underlying funds Total Expense Ratio (TER) is calculated using the latest available TER of the underlying funds and their static weightings. This will vary as the actual weightings of the underlying funds fluctuate. The fluctuation of actual weightings of the underlying funds means the weighted average transaction costs (TC) will vary. The performance information is based on the back-tested performance of hypothetical investments over the time periods indicated. "Back-testing" is the process of objectively simulating historical investment returns by applying a set of rules for buying and selling securities, and other assets, backward in time, testing those rules, and hypothetically investing in the securities and other assets that are chosen. Back-testing is designed to allow investors to understand and evaluate certain strategies by seeing how they would have performed hypothetically during certain time periods. While back-testing results reflect rigorous application of the investment strategy selected, back-tested results have certain limitations and should not be considered indicative of future results. The results achieved in our simulations do not guarantee future investment results. For more information on the back testing methodology contact info@interactiveportfolios.co.za. Intermediary and LSP fees and/or stockbroker fees are client-dependent and therefore not reflected. The wrap fund (model portfolio) is made up of registered Collective Investment Schemes. Wrap fund fees are not included in the back-testing results. The Minimum Disclosure Document of the underlying funds can be obtained from the respective managers. **Interactive Portfolios (Pty) Ltd FSP 44371**